

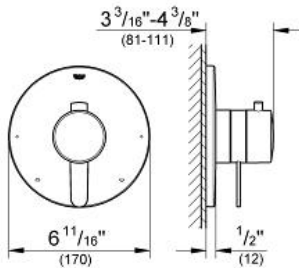
EUROPLUS

Dual function pressure balance trim with control module

MODEL # 19881000

GROHE America, Inc | 200 North Gary Avenue, Suite G, Roselle, IL 60172
 Phone: +1 (800) 444-7643 | Fax: +1 (800) 225-2778 | us-customerservice@grohe.com

Pure Freude an Wasser

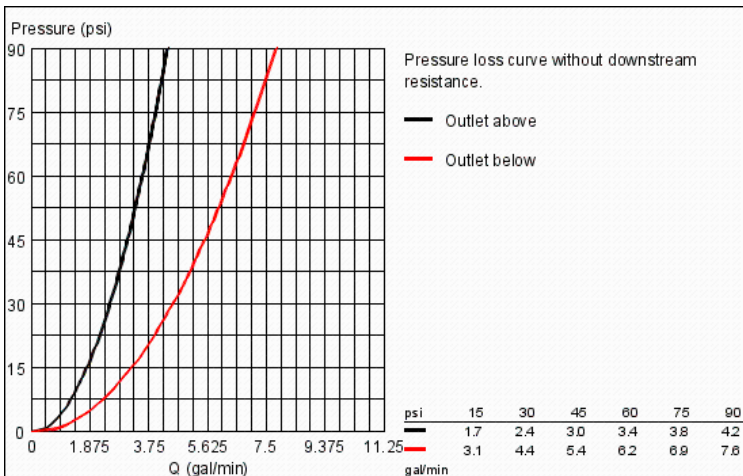


Product Description:
 Dual function pressure balance trim with control module

- Standard Specification:**
- For shower/tubs with non-diverter tub spout or for 2 shower outlet applications
 - Integrated volume control
 - 2-way diverter function
 - 1 axis operation
 - Requires GrohFlex™ universal rough-in box (35 026 000) (sold separately)
 - **GROHE SilkMove**
 - 5.3 gpm at 45 psi (bottom outlet)
 - 2.9 gpm at 45 psi (top outlet)
 - ABS trim plate
 - **GROHE StarLight** finish

- Applicable Codes & Standards:**
- Energy Policy Act of 1992
 - ASME A112.18.1/CSA B125.1

Color:
 19881000 000 chrome



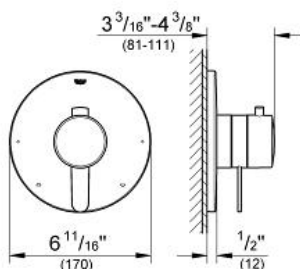
EUROPLUS

Dual function pressure balance trim with control module

MODEL # 19881EN0

GROHE America, Inc | 200 North Gary Avenue, Suite G, Roselle, IL 60172
 Phone: +1 (800) 444-7643 | Fax: +1 (800) 225-2778 | us-customerservice@grohe.com

Pure Freude an Wasser



Product Description:
 Dual function pressure balance trim with control module

- Standard Specification:**
- For shower/tubs with non-diverter tub spout or for 2 shower outlet applications
 - Integrated volume control
 - 2-way diverter function
 - 1 axis operation
 - Requires GrohFlex™ universal rough-in box (35 026 000) (sold separately)
 - **GROHE SilkMove**
 - 5.3 gpm at 45 psi (bottom outlet)
 - 2.9 gpm at 45 psi (top outlet)
 - ABS trim plate
 - **GROHE StarLight** finish

- Applicable Codes & Standards:**
- Energy Policy Act of 1992
 - ASME A112.18.1/CSA B125.1

Color:
 19881EN0 EN0 brushed nickel

