

Cameron Collection

52 Inch Cameron Fan NI

310104NI (Brushed Nickel)

Project Name: _____

Location: _____

Type: _____

Qty: _____

Comments: _____

Product Information

Product ID	310104NI
Finish	Brushed Nickel
Blade Finish	Walnut/Cherry
Collection	Cameron Collection

Airflow, Power and Efficiency

Speed	RPM	CFM	CFM/ Watt	Amps	Watts
High	165	5651	91	.51	62
Med	110	3733	113	.44	33
Low	50	1595	159	.27	10

Specifications

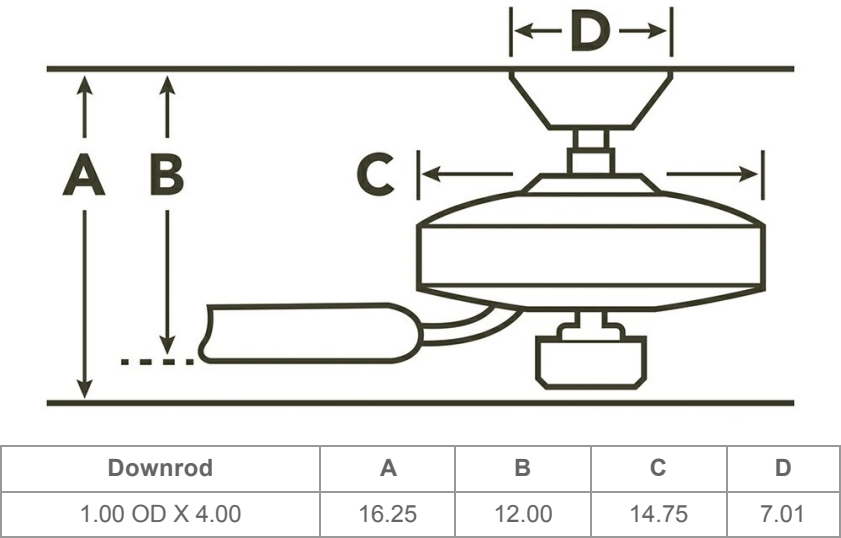
Number of Blades	5
Blades Included	Yes
Blade Pitch	14 Degrees
Blade Sweep	52"
Blades Reversible	Yes
Blade Material	ABS
Optional Blades Available	No
Downrod 1	1.00 OD X 4.00
Primary Control System	3 Speed Cooltouch Ltd Function
Remote Included	Yes
Wall Control Included	No
Low Ceiling Adaptable	No
Lead Wire Length	78.00"
Motor Size	172MM X 20MM
Motor Type	AC

Downlight

Downlight Included	Yes
Light Source	Incandescent
Downlight Bulb Included	Included
Downlight Bulb Type	T3
Number of Lights/LEDs	3
Max or Nominal Watt	40W
Glass Description	Etched Cased Opal
Optional Light Kit Available	No

Safety Listings & Certifications

Dimensions



Available Finishes

Finish	Fixture	Glass	Blade 1	Blade 2
--------	---------	-------	---------	---------

Cameron Collection

52 Inch Cameron Fan NI

310104NI (Brushed Nickel)

Project Name: _____

Location: _____

Type: _____

Qty: _____

Comments: _____

Finish	Fixture	Glass	Blade 1	Blade 2
Brushed Nickel	310104NI	ETCHED CASED OPAL	WALNUT	CHERRY
Tannery Bronze Powder Coat	310104TZP	ETCHED CASED OPAL	WALNUT	CHERRY
Weathered Copper Powder Coat	310104WCP	ETCHED CASED OPAL	DARK WALNUT	MEDIUM WALNUT
White	310104WH	ETCHED CASED OPAL	WHITE	WHITE

Control Options

Product ID	Descr
370039MULTR	Wall Transmitter L-Function

Safety Rated	Wet
Warranty	www.kichler.com/warranty

Installation

Installation requirements	The electrical junction box and support structure must be securely mounted and capable of reliably supporting a minimum of 50 pounds. Use only ETL/UL listed electrical junction boxes marked ""For Fan Support""
Electrical Requirements	120V 60Hz AC
Hanging Weight	26.6 LBS
Minimum Distance Between Bottom Of Fan Blade To Floor	7.5 feet

Cameron Collection

52 Inch Cameron Fan TZP

310104TZP (Tannery Bronze Powder Coat)

Project Name: _____

Location: _____

Type: _____

Qty: _____

Comments: _____

Product Information

Product ID	310104TZP
Finish	Tannery Bronze Powder Coat
Blade Finish	Walnut/Cherry
Collection	Cameron Collection

Airflow, Power and Efficiency

Speed	RPM	CFM	CFM/ Watt	Amps	Watts
High	165	5651	91	.51	62
Med	110	3733	113	.44	33
Low	50	1595	159	.27	10

Specifications

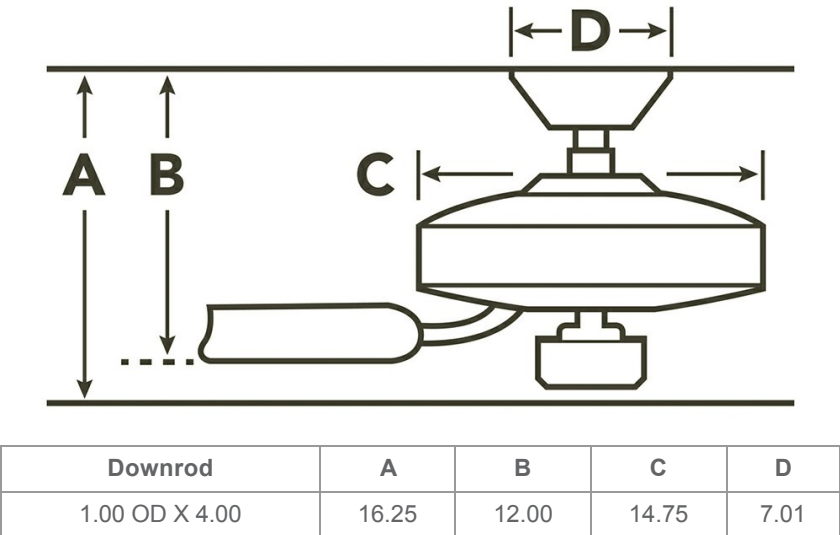
Number of Blades	5
Blades Included	Yes
Blade Pitch	14 Degrees
Blade Sweep	52"
Blades Reversible	Yes
Blade Material	ABS
Optional Blades Available	No
Downrod 1	1.00 OD X 4.00
Primary Control System	3 Speed Cooltouch Ltd Function
Remote Included	Yes
Wall Control Included	No
Low Ceiling Adaptable	No
Lead Wire Length	78.00"
Motor Size	172MM X 20MM
Motor Type	AC

Downlight

Downlight Included	Yes
Light Source	Incandescent
Downlight Bulb Included	Included
Downlight Bulb Type	T3
Number of Lights/LEDs	3
Max or Nominal Watt	40W
Glass Description	Etched Cased Opal
Optional Light Kit Available	No

Safety Listings & Certifications

Dimensions



Available Finishes

Finish	Fixture	Glass	Blade 1	Blade 2
--------	---------	-------	---------	---------

Cameron Collection

52 Inch Cameron Fan TZP

310104TZP (Tannery Bronze Powder Coat)

Project Name: _____

Location: _____

Type: _____

Qty: _____

Comments: _____

Finish	Fixture	Glass	Blade 1	Blade 2
Brushed Nickel	310104NI	ETCHED CASED OPAL	WALNUT	CHERRY
Tannery Bronze Powder Coat	310104TZP	ETCHED CASED OPAL	WALNUT	CHERRY
Weathered Copper Powder Coat	310104WCP	ETCHED CASED OPAL	DARK WALNUT	MEDIUM WALNUT
White	310104WH	ETCHED CASED OPAL	WHITE	WHITE

Control Options

Product ID	Descr
370039MULTR	Wall Transmitter L-Function

Safety Rated	Wet
Warranty	www.kichler.com/warranty

Installation

Installation requirements	The electrical junction box and support structure must be securely mounted and capable of reliably supporting a minimum of 50 pounds. Use only ETL/UL listed electrical junction boxes marked ""For Fan Support""
Electrical Requirements	120V 60Hz AC
Hanging Weight	26.6 LBS
Minimum Distance Between Bottom Of Fan Blade To Floor	7.5 feet

Cameron Collection
52 Inch Cameron Fan WCP
310104WCP (Weathered Copper Powder Coat)

Project Name: _____
Location: _____
Type: _____
Qty: _____
Comments: _____

Product Information

Product ID	310104WCP
Finish	Weathered Copper Powder Coat
Blade Finish	Dark Walnut/Medium Walnut
Collection	Cameron Collection

Airflow, Power and Efficiency

Speed	RPM	CFM	CFM/ Watt	Amps	Watts
High	165	5651	91	.51	62
Med	110	3733	113	.44	33
Low	50	1595	159	.27	10

Specifications

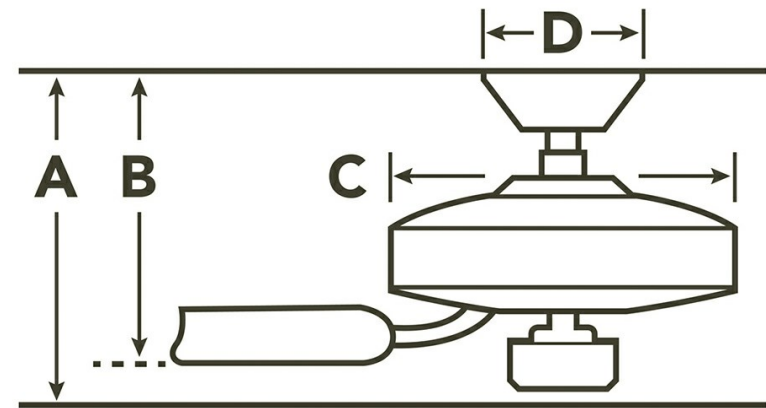
Number of Blades	5
Blades Included	Yes
Blade Pitch	14 Degrees
Blade Sweep	52"
Blades Reversible	Yes
Blade Material	ABS
Optional Blades Available	No
Downrod 1	1.00 OD X 4.00
Primary Control System	3 Speed Cooltouch Ltd Function
Remote Included	Yes
Wall Control Included	No
Low Ceiling Adaptable	No
Lead Wire Length	78.00"
Motor Size	172MM X 20MM
Motor Type	AC

Downlight

Downlight Included	Yes
Light Source	Incandescent
Downlight Bulb Included	Included
Downlight Bulb Type	T3
Number of Lights/LEDs	3
Max or Nominal Watt	40W
Glass Description	Etched Cased Opal
Optional Light Kit Available	No



Dimensions



Downrod	A	B	C	D
1.00 OD X 4.00	16.25	12.00	14.75	7.01

Available Finishes

Finish	Fixture	Glass	Blade 1	Blade 2
--------	---------	-------	---------	---------

Cameron Collection

52 Inch Cameron Fan WCP

310104WCP (Weathered Copper Powder Coat)

Project Name: _____

Location: _____

Type: _____

Qty: _____

Comments: _____

Brushed Nickel	310104NI	ETCHED CASED OPAL	WALNUT	CHERRY
Tannery Bronze Powder Coat	310104TZP	ETCHED CASED OPAL	WALNUT	CHERRY
Weathered Copper Powder Coat	310104WCP	ETCHED CASED OPAL	DARK WALNUT	MEDIUM WALNUT
White	310104WH	ETCHED CASED OPAL	WHITE	WHITE

Control Options

Product ID	Descr
370039MULTR	Wall Transmitter L-Function

Safety Listings & Certifications

Safety Rated	Wet
Warranty	www.kichler.com/warranty

Installation

Installation requirements	The electrical junction box and support structure must be securely mounted and capable of reliably supporting a minimum of 50 pounds. Use only ETL/UL listed electrical junction boxes marked ""For Fan Support""
Electrical Requirements	120V 60Hz AC
Hanging Weight	26.6 LBS
Minimum Distance Between Bottom Of Fan Blade To Floor	7.5 feet

Cameron Collection

52 Inch Cameron Fan WH

310104WH (White)

Project Name: _____

Location: _____

Type: _____

Qty: _____

Comments: _____

Product Information

Product ID	310104WH
Finish	White
Blade Finish	White/White
Collection	Cameron Collection

Airflow, Power and Efficiency

Speed	RPM	CFM	CFM/ Watt	Amps	Watts
High	165	5651	91	.51	62
Med	110	3733	113	.44	33
Low	50	1595	159	.27	10

Specifications

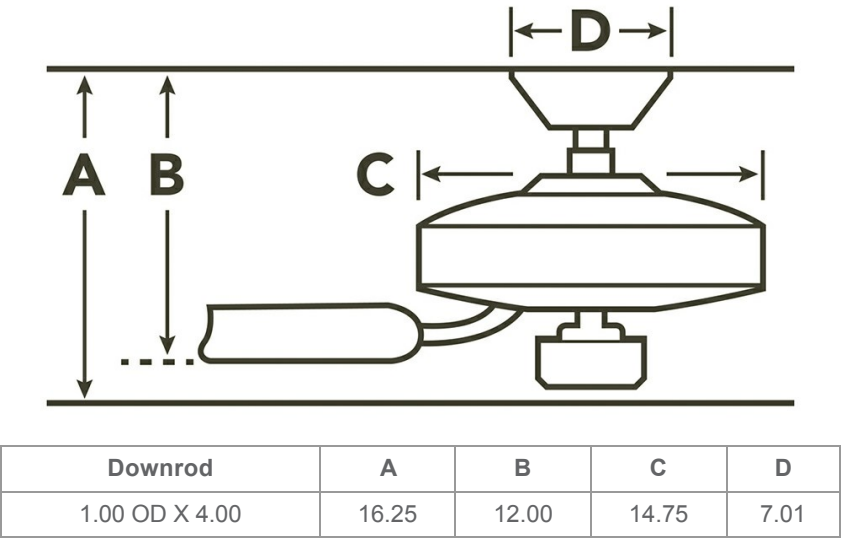
Number of Blades	5
Blades Included	Yes
Blade Pitch	14 Degrees
Blade Sweep	52"
Blades Reversible	Yes
Blade Material	ABS
Optional Blades Available	No
Downrod 1	1.00 OD X 4.00
Primary Control System	3 Speed Cooltouch Ltd Function
Remote Included	Yes
Wall Control Included	No
Low Ceiling Adaptable	No
Lead Wire Length	78.00"
Motor Size	172MM X 20MM
Motor Type	AC

Downlight

Downlight Included	Yes
Light Source	Incandescent
Downlight Bulb Included	Included
Downlight Bulb Type	T3
Number of Lights/LEDs	3
Max or Nominal Watt	40W
Glass Description	Etched Cased Opal
Optional Light Kit Available	No

Safety Listings & Certifications

Dimensions



Available Finishes

Finish	Fixture	Glass	Blade 1	Blade 2
--------	---------	-------	---------	---------

Cameron Collection

52 Inch Cameron Fan WH

310104WH (White)

Project Name: _____

Location: _____

Type: _____

Qty: _____

Comments: _____

Finish	Fixture	Glass	Blade 1	Blade 2
Brushed Nickel	310104NI	ETCHED CASED OPAL	WALNUT	CHERRY
Tannery Bronze Powder Coat	310104TZP	ETCHED CASED OPAL	WALNUT	CHERRY
Weathered Copper Powder Coat	310104WCP	ETCHED CASED OPAL	DARK WALNUT	MEDIUM WALNUT
White	310104WH	ETCHED CASED OPAL	WHITE	WHITE

Control Options

Product ID	Descr
370039MULTR	Wall Transmitter L-Function

Safety Rated	Wet
Warranty	www.kichler.com/warranty

Installation

Installation requirements	The electrical junction box and support structure must be securely mounted and capable of reliably supporting a minimum of 50 pounds. Use only ETL/UL listed electrical junction boxes marked ""For Fan Support""
Electrical Requirements	120V 60Hz AC
Hanging Weight	26.6 LBS
Minimum Distance Between Bottom Of Fan Blade To Floor	7.5 feet