



Installation and Owner's Manual

Hand Shower Adapter

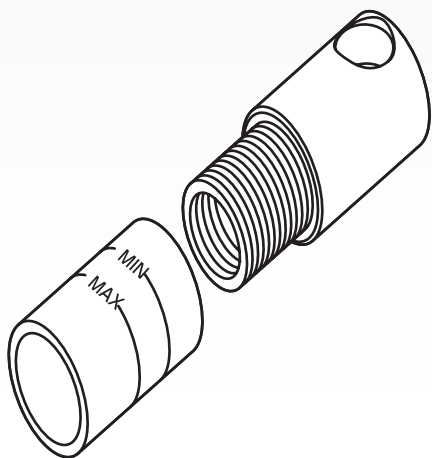
TSKH

RENESE™

English

Español

Français



Contents	
Important Safeguards-----	1
Specifications -----	1
Before Installation -----	1
Installation Procedure -----	2
Warranty-----	3

● Thank you for your recent purchase of the TOTO product . Please read the enclosed information to ensure the safe use of your product

Important Safeguards

(For your safety please follow the instructions below)

Read the "Important Safeguards" section thoroughly before installing the product.

- The following symbols indicate safe and proper use of the product. Failure to observe them may result in injury or property damage.
- The following table demonstrates the use of safety symbols in this manual.



Warning

Failure to observe this symbol may result in serious injury.



Warning



Do Not

Do not use hot water supply that is higher than 185°F (85°C). Do not use steam as hot water supply.

If water is hotter than 185°F is used. If it is broken, property damage, scalding, and other injuries may occur.

Do not disassemble or modify the item in any way not described in this manual. If the system is broken, property damage, scalding and other injuries are likely to occur.

Do not use the product at temperature exceeding what local codes allow. If parts are damaged, property damage, scalding and other injuries may occur.

Specification & Before Installation

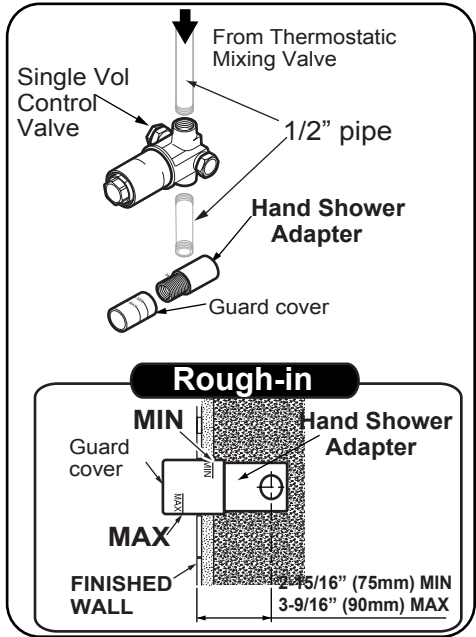
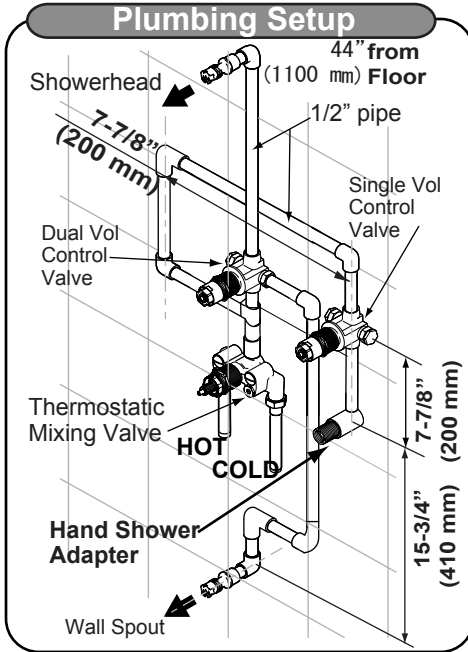
Depending on the model, some specifications may differ.

Water Supply Pressure	Minimum pressure	20 psi (0.15MPa)(flowing pressure)
	Maximum pressure	125 psi (0.75MPa)(static) <small>Check local building code</small>
Supplied Water Temperature		Less than 185°F (85°C): To prevent being scalded due to wrong operation, it is recommended the hot supply water temperature is 140°F (60°C).
Water Quality		Water that meet National/Primary drinking water regulation
Ambient Temperature		34 - 104°F (2~40°C)
Water Supply Connection		1/2" NPT

- Observe all local plumbing codes.
- Make sure water supply is shut off.
- Read these instructions carefully to ensure proper installation.
- Check to make sure you have the following parts indicated below.
- Recommended pressure is about 30-45 psi (0.2-0.3 MPa)
- If the water supply pressure is higher than 125psi (0.86MPa), you should buy a reducing valve to reduce the pressure to the range of 0.2-0.3MPa (0.2-0.3MPa).

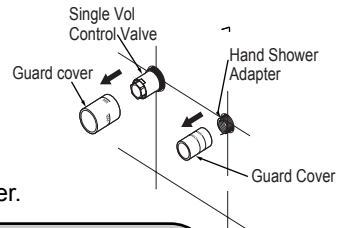
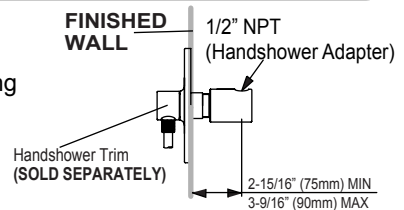
Installation Procedure

Information below should be observed in order to properly install the shower.



Confirm the wall depth before installing the adapter, making sure that final distance between Finished Wall surface and valve falls between MIN and MAX on the Guard Cover, which is from 2-15/16" (75 mm) to 3-9/16" (90 mm).

- 1) As shown above, confirm the rough-in provided and shower set up; connect the Hand Shower Adapter with Single Volume Control Valve by using 1/2" pipe. Do not lose the Guard Cover during installation.
- 2) Before installation, dirt and debris in the water supply lines **MUST** be drained out.
- 3) Refer to "Manual of Thermostatic Mixing Valve" for the connection with water supply lines. Make sure that there is no leakage in all joints.
- 4) Finish the wall; again confirm that the finished surface is within the range specified on the guard cover.



Caution

Leave the guard cover on the adapter till the finishing of wall is completed.

Warranty

LIFETIME LIMITED WARRANTY

Warranty applies to selected residential faucets only.

1. TOTO® warrants its faucets ("Product") to be free from defects in materials and workmanship during normal residential use for as long as the original consumer end-user purchaser owns their home. This limited lifetime warranty is extended only to the original consumer end-user purchaser and only so long as the Product remains in use by the original consumer end-user purchaser in its original place of installation in the purchaser's residence. This warranty applies only to Product purchased and installed in North America.

2. TOTO® obligations under this warranty are limited to repair or replacement, at TOTO®'s option, of Product or parts found to be defective in normal residential use, provided that such Product was properly installed and used in accordance with the owner's manual. TOTO® reserves the right to make such inspections as may be necessary in order to determine the cause of the defect.

3. This warranty does not apply to the following items:

- Damage or loss sustained in a natural calamity such as fire, earthquake, flood, thunder, electrical storm, etc.
- Damage or loss resulting from any accident, unreasonable use, misuse, abuse, negligence, or improper care, cleaning or maintenance of the Product.
- Damage or loss resulting from sediments or foreign matter contained in a water system.
- Damage or loss resulting from improper installation or from installation of the Product in a harsh and/or hazardous environment, or improper removal, repair or modification of the Product.
- Damage or loss resulting from the use of an abrasive cleanser.

4. If the Product is used commercially, TOTO® warrants the Product to be free from defects in materials and workmanship for one (1) year from the date the Product is installed, with all other terms of this warranty applicable except the duration of the warranty.

5. THIS WARRANTY GIVES YOU SPECIFIC LEGAL RIGHTS. YOU MAY HAVE OTHER RIGHTS, WHICH VARY FROM STATE TO STATE OR PROVINCE TO PROVINCE.

6. To obtain warranty repair service under this warranty, you must take the Product or deliver it prepaid to a TOTO® service facility with proof of purchase (original sales receipt) together with a letter stating the problem, or contact a TOTO® distributor or products service contractor, or write directly to TOTO® U.S.A., INC., 1155 Southern road, Morrow, Georgia 30260, (888) 295-8134. If, because of the size of the Product or nature of the defect, the Product cannot be returned to TOTO®, receipt by TOTO® of written notice of the defect together with proof of purchase (original sales receipt) shall constitute delivery. In such case, TOTO® may choose to repair the Product at the purchaser's location or pay to transport the Product to a service facility.

THIS WRITTEN WARRANTY IS THE ONLY WARRANTY MADE BY TOTO®. REPAIR, REPLACEMENT OR OTHER APPROPRIATE ADJUSTMENT AS PROVIDED UNDER THIS WARRANTY SHALL BE THE EXCLUSIVE REMEDY AVAILABLE TO THE ORIGINAL PURCHASER. TOTO® SHALL NOT BE RESPONSIBLE FOR LOSS OF THE PRODUCT OR FOR OTHER INCIDENTAL, SPECIAL OR CONSEQUENTIAL DAMAGES OR EXPENSES INCURRED BY THE ORIGINAL PURCHASER, OR FOR LABOR OR OTHER COSTS DUE TO INSTALLATION OR REMOVAL, OR COSTS OF REPAIRS BY OTHERS, OR FOR ANY OTHER EXPENSE NOT SPECIFICALLY STATED. IN NO EVENT WILL TOTO®'S RESPONSIBILITY EXCEED THE PURCHASE PRICE OF THE PRODUCT. EXCEPT TO THE EXTENT PROHIBITED BY APPLICABLE LAW, ANY IMPLIED WARRANTIES, INCLUDING THAT OF MERCHANTABILITY OR FITNESS FOR USE OR FOR A PARTICULAR PURPOSE, ARE EXPRESSLY LIMITED TO THE DURATION OF THIS WARRANTY. SOME STATES AND PROVINCES DO NOT ALLOW LIMITATIONS ON HOW LONG AN IMPLIED WARRANTY LASTS, OR THE EXCLUSION OR LIMITATION OF INCIDENTAL OR CONSEQUENTIAL DAMAGES, SO THE ABOVE LIMITATION AND EXCLUSION MAY NOT APPLY TO YOU.