

Oberon™ R Single-Handle Faucet

FEATURES

- WaterSense Certified
- Streamlined design with quality low-lead full-brass chrome polished body
- Single-lever handle with hot and cold color indicators
- Durable ceramic disc mixing cartridge
- Metal pop-up drain assembly included

COLORS/FINISHES

- #CP Polished Chrome

OPTIONAL ACCESSORIES

- THP3158#CP - 4" Cover Plate
- 71244T8CC - 8" Cover Plate

CODES/STANDARDS

- Meets or exceeds ASME A112.18.1/CSA B125.1, NSF 61-9
- Certifications: IAPMO(cUPC), EPA WaterSense, State of Massachusetts and others
- Code Compliance: UPC, IPC, NSPC, NPC Canada, and others
- California Green Building Code, City of Los Angeles Water Efficiency Ordinance
- Complies with Federal and State statutes as low-lead (contains a weighted average of 0.25% lead or less)
- ADA compliant



PRODUCT SPECIFICATION

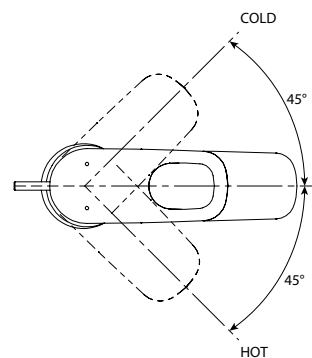
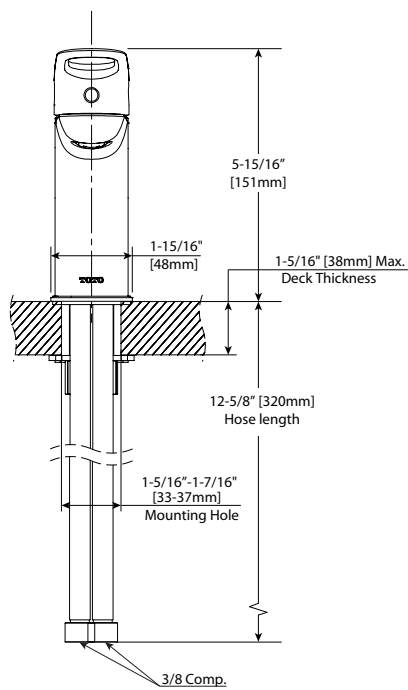
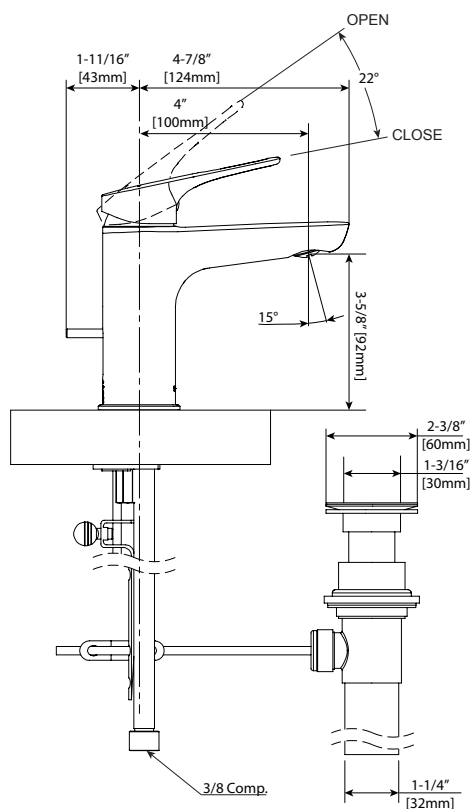
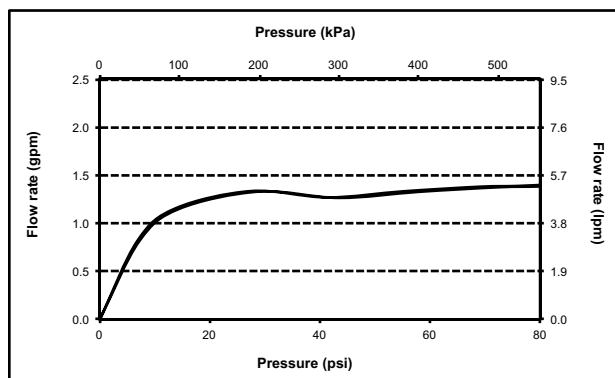
TOTO Model #_____The single-handle lavatory faucet shall have a maximum flow rate of 1.5 gpm (5.7 lpm). Product shall have lever handle. Product shall have a low-lead brass construction. Product shall have a ceramic disk mixing cartridge. Product shall include metal pop-up drain assembly. Product shall be TOTO Model TL362SD#CP.

TL362SD

Oberon™ R Single-Handle Faucet

SPECIFICATIONS

- Warranty: Lifetime Limited Warranty (Residential Use)
One Year (Commercial Use)
- Material: Brass (low-lead)
- Shipping Dimensions: 21" L x 10" W x 3-1/2" H
- Shipping Weight: 6.5 lbs
- Maximum Flow Rate: 1.5 gpm (5.7 lpm)



TOTO

These dimensions and specifications are subject to change without notice