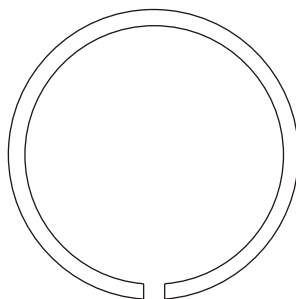
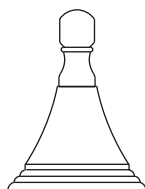


KRISS COLLECTION TOWEL RING



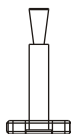
TOWEL RING



RING POST



POST FLANGE WASHER



MOUNTING HARDWARE POST



MOUNTING SCREWS (4)

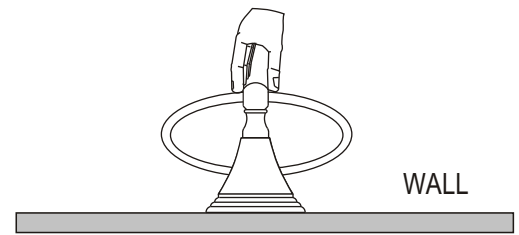


DRY WALL TOGGLES(4)



ALLEN KEY

- 1- Take the ring post with the ring off the box.
Place the trim parts against the assigned wall location.
Make sure that the ring is leveled.
Mark the ring post flange position and remove the trim.

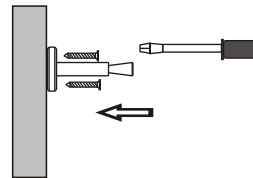


- 2- Using the mounting hardware post as reference, mark the screw hole positions in the center of the post flange mark on the wall.

2a- INSTALLING ON WOODEN SURFACE

- For wooden surface, the mounting hardware post can be secured by screwing the screws directly into the wall.

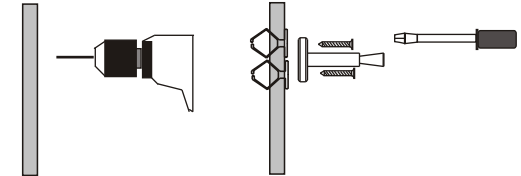
WOODEN SURFACE



2b- IF INSTALLING ON A DRYWALL

- Using a drill, pre-drill holes for the toggles.
- Fold the toggle's leg and insert it into the wall.
- The mounting hardware post can be secured by screwing the screws into the toggles.

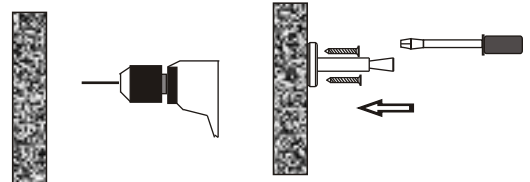
DRY WALL SURFACE



2c- IF INSTALLING ON A SOLID/HARD SURFACE

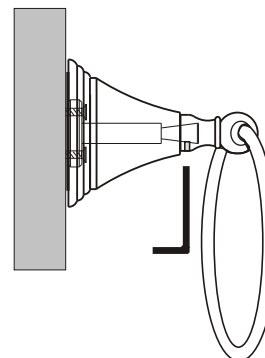
- Measure the dimension carefully.
- Using a drill, pre-drill the holes.
- Secure the mounting hardware post by screwing the screws into the wall.

HARD SURFACE



- 3- Using the Allen key provided, loosen the ring post's set screw.
Slip the ring post with the washer onto the mounting hardware post.
Align the ring post and secure it by tightening the set screw.

- 4- Check the ring post to make sure it is firmly secured.
If not, tighten the set screw with the Allen key.



SANTEC LIFETIME LIMITED WARRANTY

1. **Finishes:** Santec **Polished Chrome** and **Polished Orobrass** finishes carry a **Lifetime Limited** warranty against manufacturing defects and tarnish to the original purchaser with the exclusion of kitchen drain assemblies which, due to the nature of their use, are not warranted. Santec **recommended custom finishes** carry a ten (10) years limited warranty against manufacturing defects and tarnish to the original purchaser with the exclusion of kitchen and pop-up drain assemblies which, due to the nature of their use, are not warranted.
2. **Cartridges:** Santec Cartridges carry a lifetime limited warranty against manufacturing defects for the life of the product to the original purchaser.
3. **Parts:** Santec parts carry a Ten (10) year limited warranty against manufacturing defects, to the original purchaser.
4. **Warranty exclusions and limitations :** This warranty does not cover: damage due to negligence, accident, abuse, improper installation, or improper maintenance such as, but not limited to: heat from soldering during installation, the use of plumbers putty, damage from tools used during installation, the use or exposure to chemicals or cleaning products either abrasive or non abrasive or the use of any cleaning tool or product other than a soft, clean cloth. This warranty does not cover: changes in the finish or in the product due to normal wear or aging and does not cover any product or parts which have been altered or used in a manner not typical for the product. **This warranty does not cover and Santec will not be held liable for damage to products caused by the freight carrier and a claim should be made immediately to the freight carrier should this occur.** This warranty does not cover any cost involved in the installation, repair, or replacement of any Santec product or part. This warranty does not cover and Santec will not be held liable for any loss, damages, or expenses, incidental or consequential whatsoever, originating from the purchase, installation, use, repair, failure, or replacement of any Santec product or part, as allowed by law. The product or components of the covered product will either be repaired, refinished or replaced, at the sole discretion of Santec. Santec reserves the right to examine any product claimed defective prior to any warranty claim being accepted or processed, at its sole discretion. This warranty gives you specific legal rights and you may have other rights which may vary from state to state.

Effective **01/01/03** - Replaces and supersedes any previously issued warranty.

FINISH CARE INFORMATION

For clear coated or enamel color finishes:

We recommend that all faucets, drains, etc. be gently wiped dry with a soft cloth after use to avoid water spotting and water deposit buildup. A mild liquid hand soap, such as Ivory may be used occasionally if desired. Use of a non-abrasive carnauba wax will add protection to the finish and should be used if the faucets will not be dried after use. Santec Orobrass kitchen products are clear coated.

For non-clear coated and specialty finishes:

We recommend that all faucets, drains, etc. be gently wiped dry with a soft cloth after use to avoid water spotting and water deposit buildup. Use of a non-abrasive carnauba wax is required occasionally.