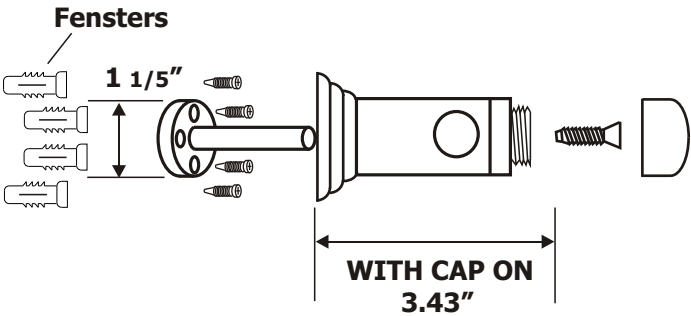
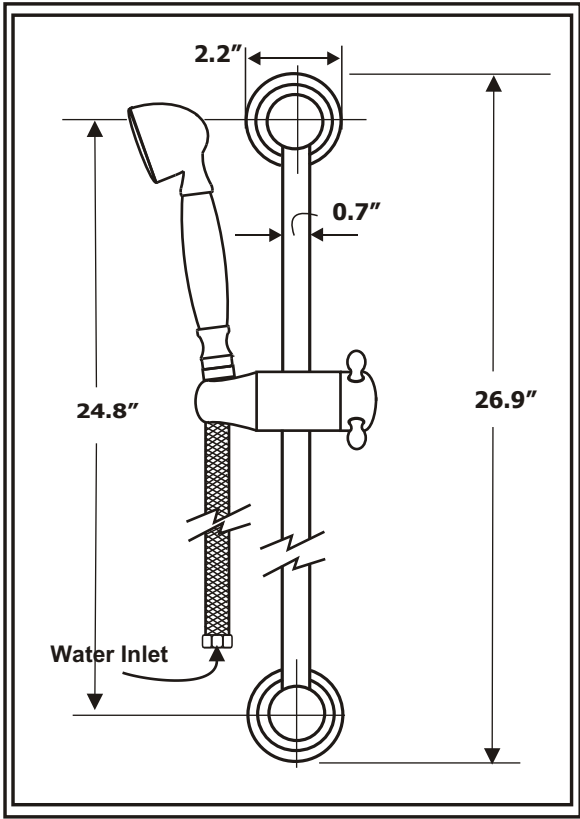
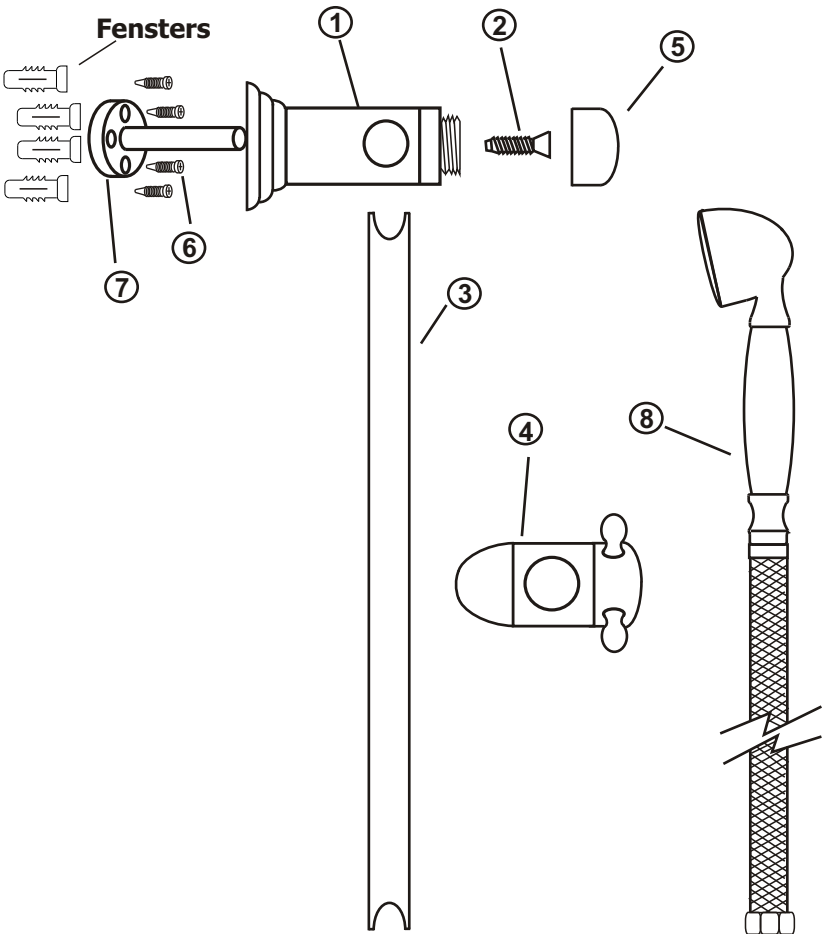


CLASSIC COLLECTION

SLIDE BAR #6 ASSEMBLY WITH PERSONAL SHOWER #6



#	Part Description	Part #
1	Base Body with Flange, Slide Bar *	SL-700-6
2	Mounting Screw, Shower Slide Bar	PM-928
3	Sliding Bar*	SL-700-1
4	Sliding Bracket, Sub Assembly*	SL-700-2
5	Base Cover-cap, Sliding Bar*	SL-800-7
6	Drywall Screw, Mounting Pack	PM-016
7	Mounting Post	PM-927
8	Personal Hand held Shower*	PS-600S

* Please Specify the finish when you order this part

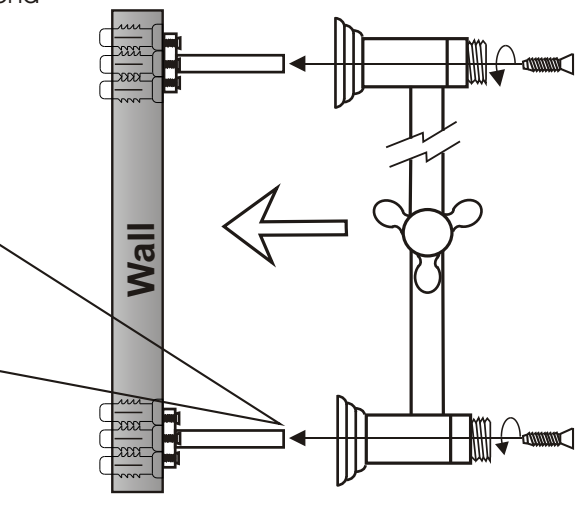
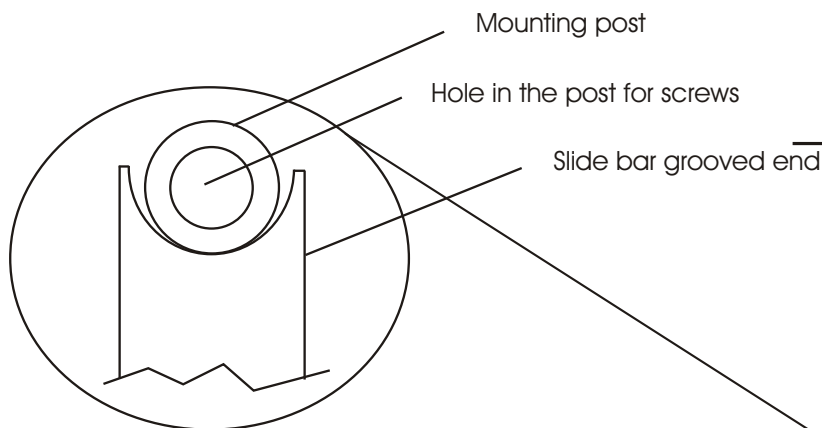
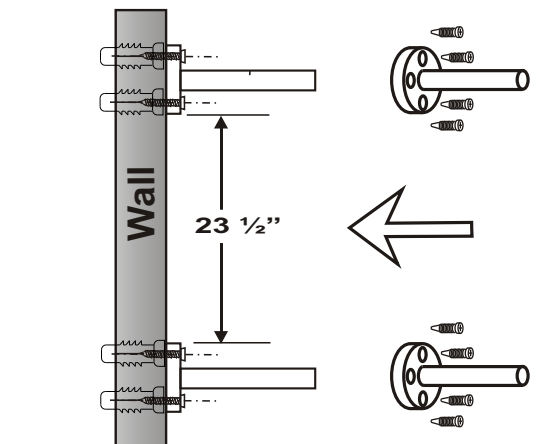
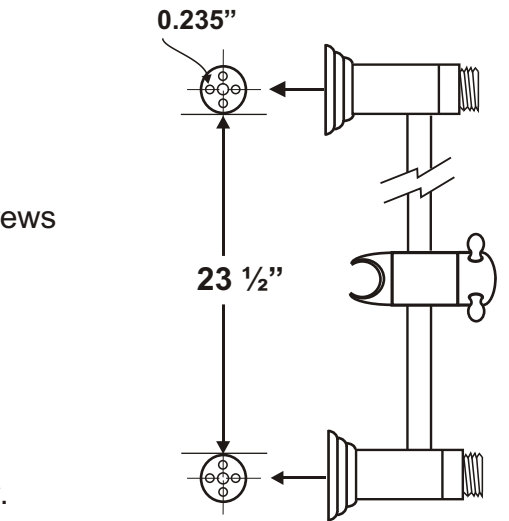
KEEP THIS INSTRUCTION BOOKLET FOR FUTURE REFERENCE

MARKING

1.
 - Mark the vertical distance of 23½ inches on the wall.
 - This is the center distance between the two cylindrical holders at the two ends of the slide bar.
 - Draw two circles having their center as two marked points.
 - Try to make them exact circles with defined centers, insert screws through the four small holes in the mounting post.
 - Tighten them firmly.

ASSEMBLY

1.
 - Cylindrical holder for the slide bars are assembled with the bar.
 - Put mounting screw through the hole in the base body.
 - This will go into the hole at the top of the mounting post.
 - Firmly tighten it.
 - Now slide bar and holder assembly (both ends) on the earlier installed mounting post in such a way so that this assemble in the two blind holes in the post.
 - Align them in such a way so that mounting spindle locates in the middle.

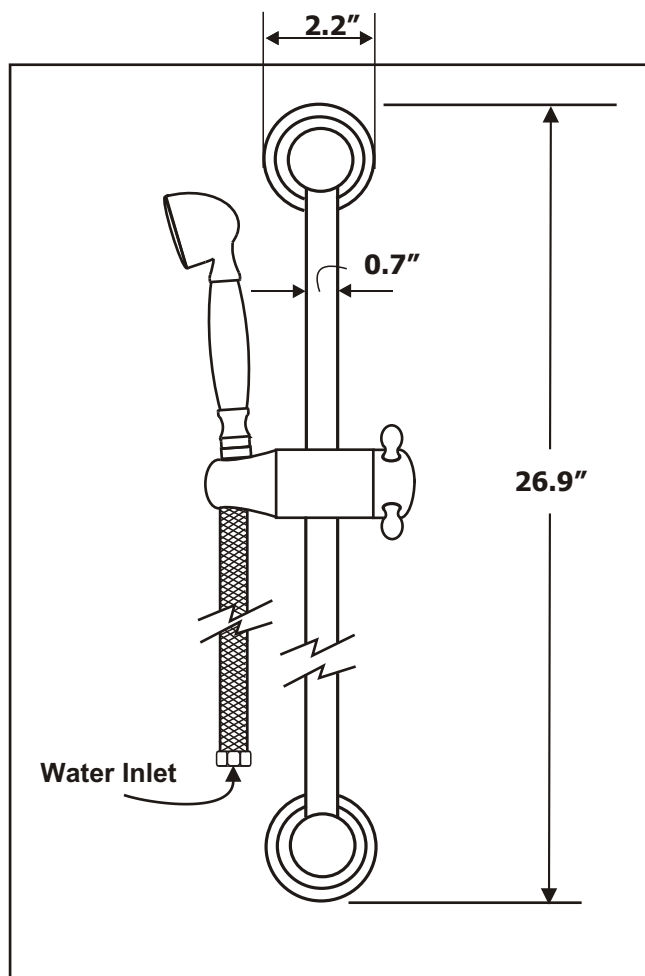
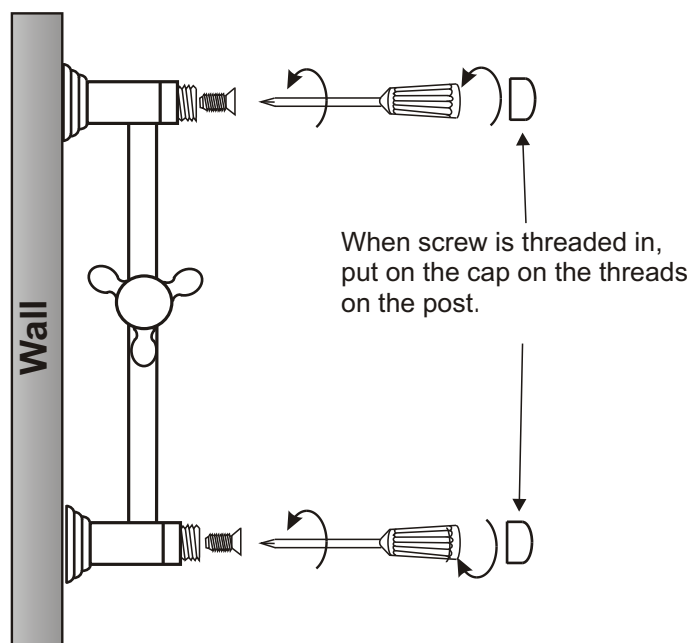


2.

- Once it is fixed and aligned properly then screw in the two machine screws on the top of the cylindrical holders.

They will tighten in the pedestal of the cylindrical holder which were screwed in the wall at the start.

- Tighten them firmly.
- Now put the base cover caps on the threaded projection of the base body.
- Put on the Personal hand held spray assembly in the slotted groove as shown in the figure.



SANTEC LIFETIME LIMITED WARRANTY

1. **Finishes:** Santec **Polished Chrome, Polished Orobrass and Satin Nickel** finishes carry a **Lifetime Limited** warranty against manufacturing defects and tarnish to the original purchaser with the exclusion of kitchen drain assemblies which, due to the nature of their use, are not warranted. Santec **recommended custom finishes** carry a ten (10) years limited warranty against manufacturing defects and tarnish to the original purchaser with the exclusion of kitchen and pop - up drain assemblies which, due to the nature of their use, are not warranted.
2. **Cartridges:** Santec Cartridges carry a lifetime limited warranty against manufacturing defects for the life of the product to the original purchaser.
3. **Parts:** Santec parts carry a Ten (10) year limited warranty against manufacturing defects, to the original purchaser.
4. **Warranty exclusions and limitations :** This warranty does not cover: damage due to negligence, accident, abuse, improper installation, or improper maintenance such as, but not limited to: heat from soldering during installation, the use of plumbers putty, damage from tools used during installation, the use or exposure to chemicals or cleaning products either abrasive or non abrasive or the use of any cleaning tool or product other than a soft, clean cloth. This warranty does not cover: changes in the finish or in the product due to normal wear or aging and does not cover any product or parts which have been altered or used in a manner not typical for the product. **This warranty does not cover and Santec will not be held liable for damage to products caused by the freight carrier and a claim should be made immediately to the freight carrier should this occur.** This warranty does not cover any cost involved in the installation, repair, or replacement of any Santec product or part. This warranty does not cover and Santec will not be held liable for any loss, damages, or expenses, incidental or consequential whatsoever, originating from the purchase, installation, use, repair, failure, or replacement of any Santec product or part, as allowed by law. The product or components of the covered product will either be repaired, refinished or replaced, at the sole discretion of Santec. Santec reserves the right to examine any product claimed defective prior to any warranty claim being accepted or processed, at its sole discretion. This warranty gives you specific legal rights and you may have other rights which may vary from state to state.

Effective **10/01/03** - Replaces and supersedes any previously issued warranty.

FINISH CARE INFORMATION

For clear coated or enamel color finishes:

We recommend that all faucets, drains, etc. Be gently wiped dry with a soft cloth after use to avoid water spotting and water deposit buildup. A mild liquid hand soap, such as Ivory may be used if desired. Use of a non abrasive canauba wax will add protection to the finish and should be used if the faucet will not be dried after use. Santec Orobrass kitchen products are clear coated.

For non -clear coat ed and specialty finishes:

We recommend that all faucets, drains, etc. be gently wiped dry with a soft cloth after use to avoid water spotting and water deposit buildup. Use of a non -abrasive carnauba wax is required occasionally.

Lead Precaution Information:

Most sources of drinking water contain some amounts of lead. Brass faucets, fittings, water meters etc. can create small amounts of lead if the water is allowed to stagnant in them for an extended period of time. We suggest that you **ALWAYS RUN WATER FOR A SECOND OR TWO TO CLEAR THE FAUCET OF STANDING WATER PRIOR TO USE.** This simple procedure will prevent detectable amounts of lead from the faucet entering into the water you consume.

Due to the fact that brass faucets can facilitate allowing detectable amounts of lead into the water, when it is allowed to stand in them for some time, some states like California mandate the following notice;
WARNING: ALL BRASS FAUCETS CONTRIBUTE DETECTABLE AMOUNTS OF LEAD, A CHEMICAL KNOWN TO CAUSE BIRTH DEFECTS OR OTHER REPRODUCTIVE HARM.

Santec has obtained applicable code (standards) listings generally available on a national basis for products of this type. It is the responsibility of the installer/owner to determine specific local code compliance prior to installation of the product. Santec makes no representation or warranty regarding, and will not be responsible for any code compliance.

Some products listed in this catalog may not be approved for use in the state of Massachusetts, check with your Local Authority or Licensed Plumber to assure code compliance.