




FAIRHAVEN™ CABINET

Features

- Semi-recessed
- Mirrored doors and interior
- White exterior and interior finish
- 3-way adjustable concealed hinge system
- SAFESEAL™ gasket frame
- Rust-free aluminum construction
- Left or right hinge door available
- Three adjustable glass shelves
- Electric feature includes two duplex 15 A, 110 VAC GFCI outlets
- 26-1/8" (66.4 cm) x 34" (86.4 cm) x 11-1/4" (28.6 cm)

WITH ELECTRIC
MT20D6FHWE
ALSO MT20D6FHCLE, MT20D6FHBE,
MT20D6FHBLE



Codes/Standards Applicable

Specified model meets or exceeds the following:

- Electrical options are UL listed for damp locations

Specified Model

Model	Description	
MT20D6FHWE	Semi-recessed cabinet with chrome knob, right hinge with electric	<input type="checkbox"/>
MT20D6FHCLE	Semi-recessed cabinet with chrome knob, left hinge with electric	<input type="checkbox"/>
MT20D6FHBE	Semi-recessed cabinet with brushed nickel knob, right hinge with electric	<input type="checkbox"/>
MT20D6FHBLE	Semi-recessed cabinet with brushed nickel knob, left hinge with electric	<input type="checkbox"/>
Optional Accessories		
SLB20D6FH	Safety-lock box	<input type="checkbox"/>
MLLWFHCR	Fairhaven™ sconce, chrome	<input type="checkbox"/>
MLLWFHBN	Fairhaven™ sconce, brushed nickel	<input type="checkbox"/>

FAIRHAVEN™ CABINET

Technical Information

Roughing-in opening	18-1/2" (47 cm) x 29-1/4" (74.3 cm) x 4" (10.2 cm)
Door opening angle	170°

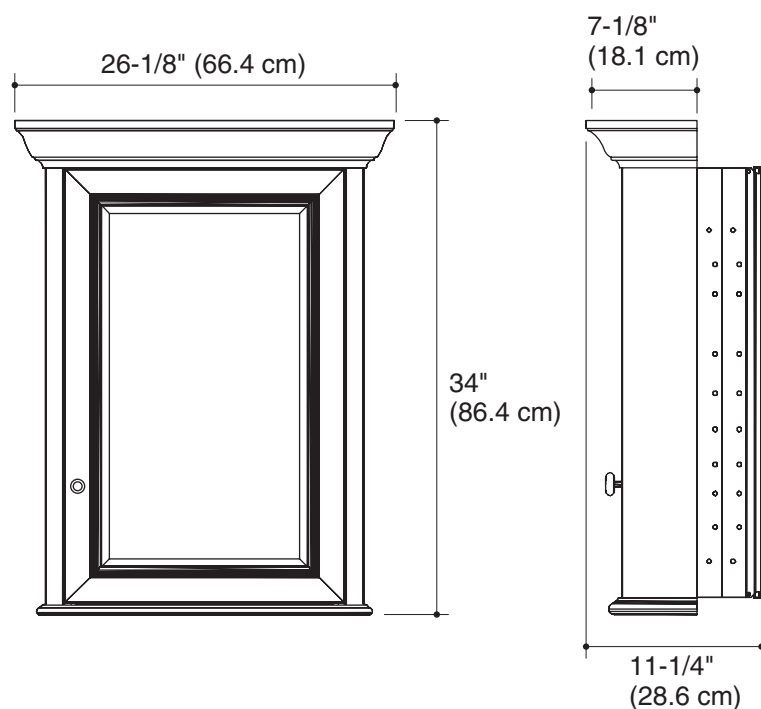
Installation Notes

Install this product according to the installation guide.

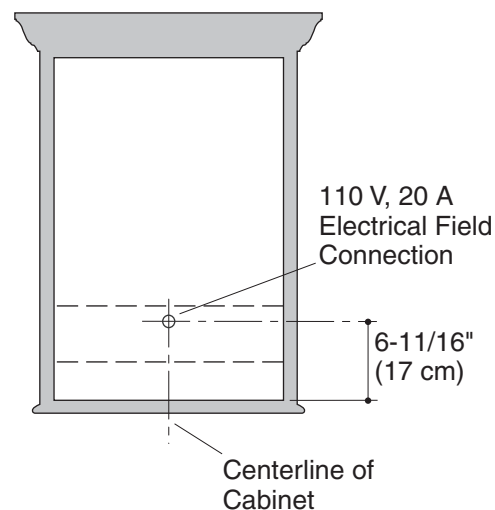
When determining the height of the mirrored cabinet, ensure the mirrored door will clear all obstacles, such as a faucet. A minimum clearance distance of 2" (5.1 cm) is required between the top of the faucet spout and the bottom of the cabinet crown molding and at least 1" (2.5 cm) clearance from the top of the cabinet crown molding to the ceiling.

Secure the screws (provided) to a stud to avoid possible property and product damage. If this is not possible, anchors (provided) must be inserted before installing the screws.

Cabinets project 7-1/8" (18.1 cm) from wall.



Electrical Connection Detail (Rear View)



Product Diagram