GRAFF®
CUTTING EDGE DESIGN

SHOWERHEADS
CABEZALES DE REGADERA

Installation Instructions ● Instrucciones de Instalación

Dear Customer — ENGLISH

Thank you for selecting our product. We are confident we can fully satisfy your expectations by offering you a wide range of technologically advanced products which directly result from our many years of experience in faucet and fitting production.

ATTENTION! For care, use soft towel with soap and water only! Under no circumstances should you use any chemicals. For faucets with ORB (oil rubbed bronze) finish please be extra careful not to damage, scuff or ruin the finish during the installation and cleaning!

Estimado Cliente — ESPAÑOL

Muchas gracias por elegir nuestro producto. Estamos seguros que podemos satisfacer completamente sus expectativas ofreciéndole una amplia gama de productos tecnológicamente avanzados que resultan directamente de muchos años de experiencia en grifos y su producción apropiada.

ATENCIÓN! Para el cuidado, utilice solamente una toalla suave con jabón y agua! Bajo ninguna circunstancia no use productos químicos. Con los grifos de acabado ORB (bronce frotado con aceite) hay que tener un cuidado especial para no dañar, arañar o destruir el acabado durante su instalación o limpieza!

Model / Modelo 8405

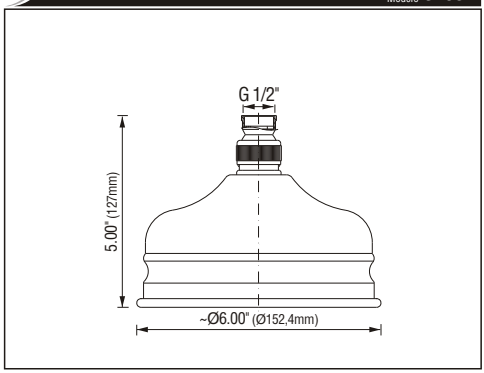

Model / Modelo 8410

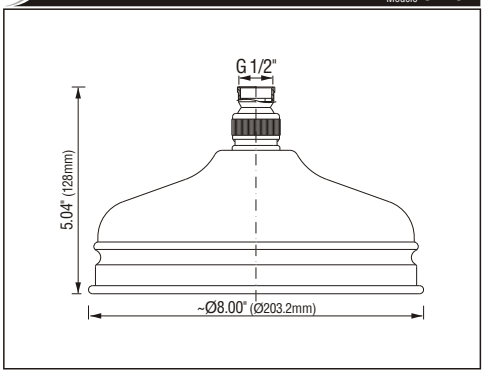

Model / Modelo 8415

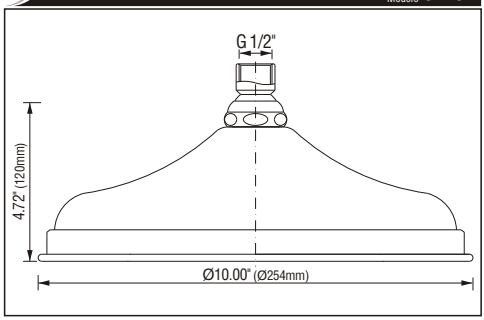

Model / Modelo 8420

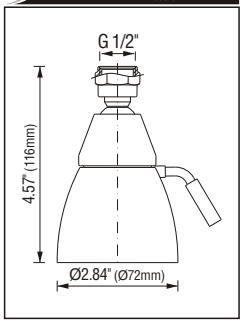

Model / Modelo 8425

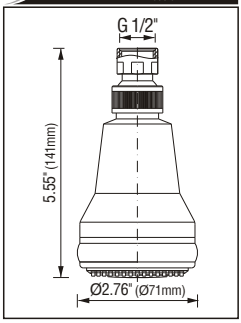

Model / Modelo 8430

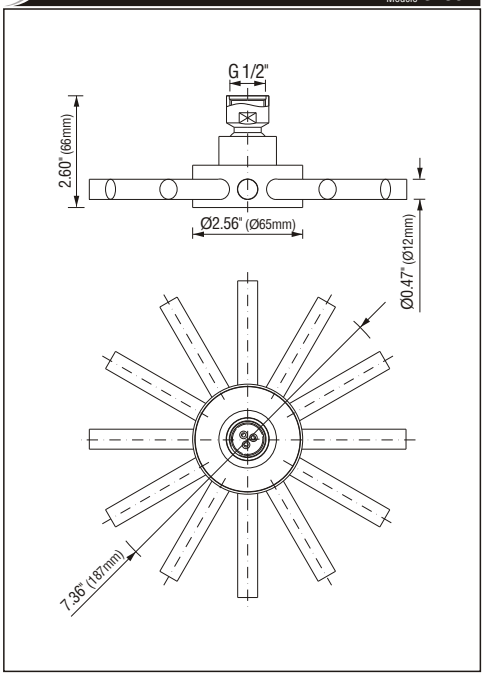

Model / Modelo **8435**

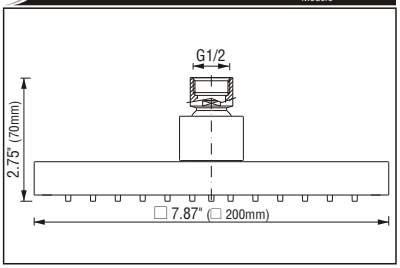

Model / Modelo **8440**

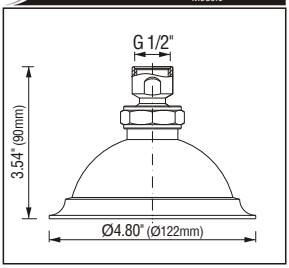

Model / Modelo **8445**

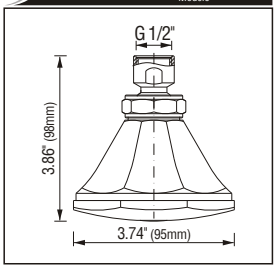

Model / Modelo **8450**

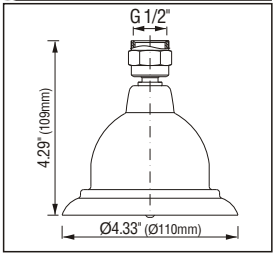

Model / Modelo **8452**

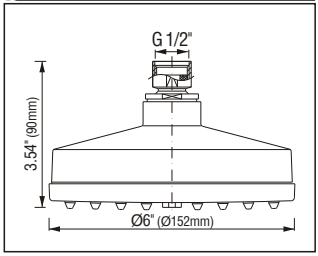

Model / Modelo **8454**

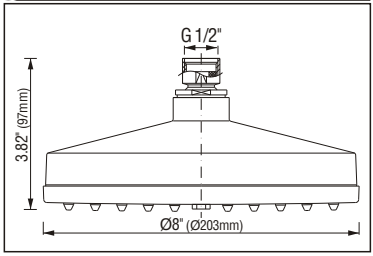

Model / Modelo **8456**

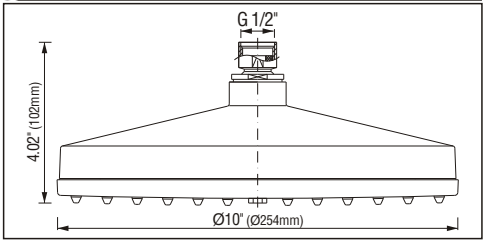

Model / Modelo **8437**

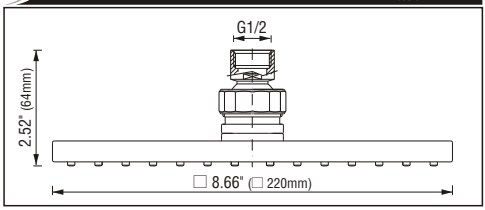

Model / Modelo **8458**

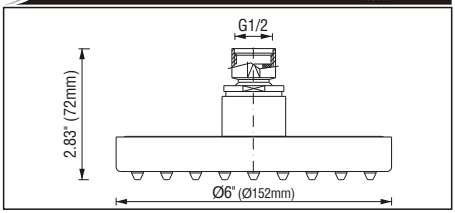

Model / Modelo **8460**

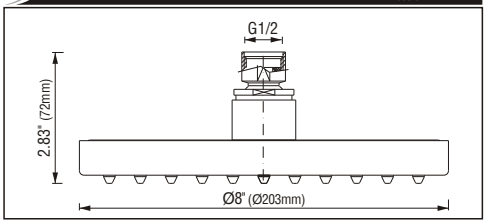

Model / Modelo **8462**

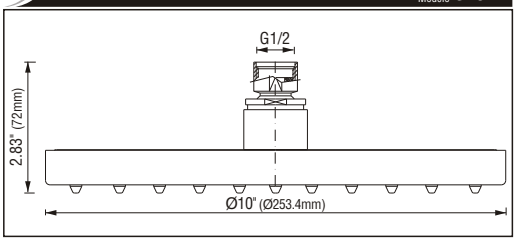

ENGLISH

➠ **You should have the following tools:**

- adjustable wrench,
- strap wrench,
- Teflon® tape or plumbers putty.

ESPAÑOL

➠ **Usted debe tener las herramientas siguientes:**

- ilave ajustable,
- ilave de correa,
- cinta adhesiva de Teflon® o masilla de plomería.

Model Modelo **8438**

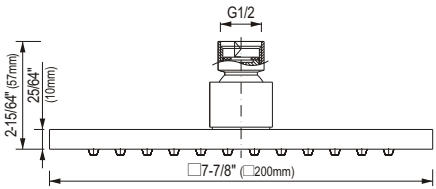

Model Modelo **8459**

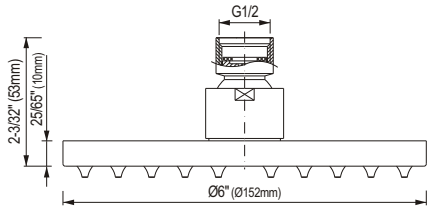

Model Modelo **8461**

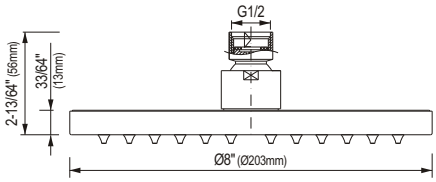

Model Modelo **8463**

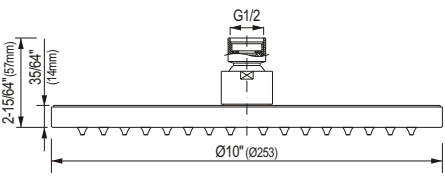

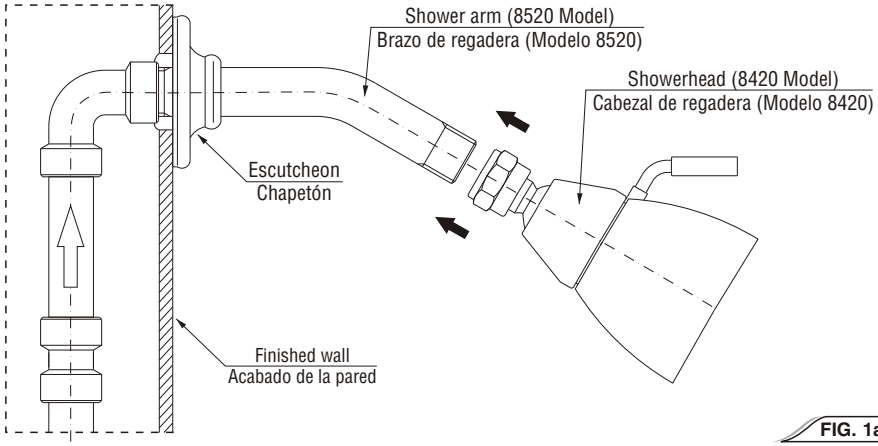

FIG. 1a

SHOWERHEAD INSTALLATION ● INSTALACIÓN EL CABEZAL DE LA REGADERA

ENGLISH

see fig. 1a & 1b

- Run hot and cold water through the shower arm to flush out dirt and debris.
- Apply thread sealant to the shower arm nipple.
- Thread the showerhead to the shower arm. Use a clean strap wrench to tighten the showerhead.
- Check the showerhead for smooth operation.

ESPAÑOL

vea fig. 1a y 1b

- Abra el agua caliente y fría en el brazo de la regadera para eliminar cualquier desecho.
- Aplique sellador para rosca al niple del brazo de la regadera.
- Enrosque el cabezal al brazo de la regadera. Utilice una llave de correa para fijar el cabezal.
- Verifique que el cabezal de la regadera funcione adecuadamente.

FIG. 1b

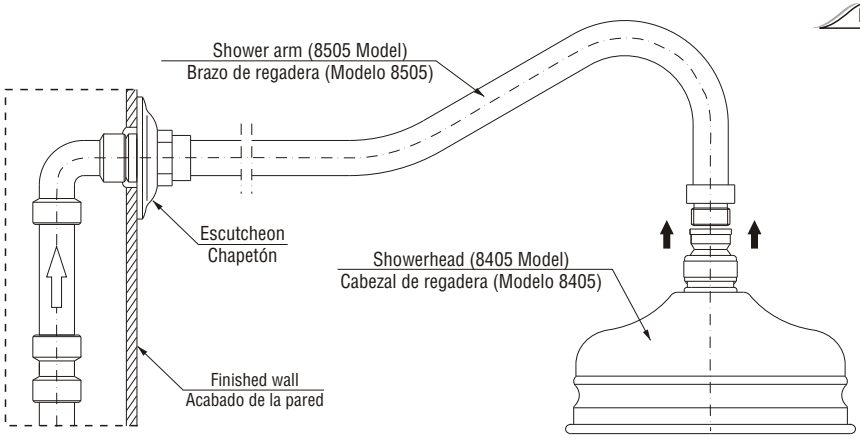

WARRANTY ● GARANTÍA

ENGLISH

Graff products, *Graff 3701 W. Burnham Street, Unit B Milwaukee, WI 53215* warrants to the purchaser that the materials and workmanship of the product will be free from defects for the term of ownership for the original purchaser.

The *Graff* ceramic cartridge, is warranted for the lifetime of the product. If at any time a valve mechanism should fail, *Graff* will provide a replacement part free of charge.

A limited lifetime warranty for the finish is provided to the original purchaser of the *Graff* unit.

This warranty does not apply to product that has been subject to abrasives, chemicals, scratches, dents, accidents, misuse, improper installation, alteration, or that has not received reasonable care. Purchaser should return any defective or non-conforming product to the factory, freight prepaid, at the above address.

This warranty is limited to replacement parts only and does not include or cover labor charges or damage incurred in installation, replacement or repair or any consequential or incidental damages whatsoever, nor does it cover or include damages for property, personal injury or economic loss.

Any damage to this *Graff* faucet as a result of improper installation, neglect, accident, misuse or any use that violates the original instructions provided by us, WILL VOID THE WARRANTY. This warranty is valid to the original consumer purchaser and excludes commercial, industrial or business use of this *Graff* faucet.

ESPAÑOL

Los productos de la *Graff, Graff 3701 W. Burnham Street, Unit B Milwaukee, WI 53215,* garantizan al comprador que los materiales y la ejecución de los productos están libres de defectos durante el periodo en que estén en posesión del comprador original.

El cartucho cerámico de la *Graff* tiene una garantía vitalicia. Si en cualquier momento el mecanismo de la válvula resulte defectuoso, la *Graff* suministrará gratuitamente la pieza de recambio adecuada.

El comprador original obtiene una garantía vitalicia para el acabado de los productos de la *Graff.*

La presente garantía no será aplicada a los productos que hayan sido sometidos a la acción de productos abrasivos o químicos, los arañados, abollados, dañados en efecto de accidentes, explotación abusiva, instalación incorrecta, cambios o falta de conservación adecuada. El comprador deberá devolver todos los productos defectuosos o disconformes a la dirección de la fabrica antes indicada, enviándolos por correo pagado por adelantado.

La presente garantía está limitada únicamente a las piezas de recambio y no comprende ni cubre los gastos de mano de obra o daños surgidos durante la instalación, recambio o reparación, ni cualesquiera daños indirectos o incidentales; tampoco cubre las pérdidas en propiedad, daños personales o pérdidas económicas.

Cualquier daño al mezclador de la *Graff* que resulte de su instalación inadecuada, negligencia, accidente, explotación abusiva o todo uso disconforme a las instrucciones suministradas por nosotros, INVALIDAN LA GARANTIA. La presente garantía será válida para el comprador / consumidor original y excluye el uso comercial, industrial o de negocios de los mezcladores de la *Graff.*

CARE AND MAINTENANCE ● CUIDADO Y MANTENIMIENTO

ENGLISH

Your *Graff* product is designed and engineered in accordance with the highest quality and performance standards. Be sure not to damage the finish during installation. Care should be given to the cleaning of this product. Although its finish is extremely durable, it can be damaged by harsh abrasives or polish. **Never use abrasive cleaners, acids, solvents, etc. to clean any *Graff* product. To clean, simply wipe gently with a damp cloth and blot dry with a soft towel.**

ESPAÑOL

Su producto de la *Graff* esta diseñado y dirigido acuerdocon los estándares de funcionamiento y calidad más altos. Esteseguro no dañar las terminaciones del grifo durante la instalación. Cuide el producto manteniendolo siempre limpio. Aunque suacabado es extremadamente durable, puede ser dañado por losabrasivos o pulientes ásperos. **Nunca utilice limpiadoresabrasivos, ácidos, solventes, el etc. para limpiar cualquierproducto de la *Graff.* Para limpiar, simplemente use un paño húmedo y seque con una toalla suave.**

General Guidlines for Planning Shower System
Instrucciones generales para planear el sistema de la ducha

Custom shower configuration for 1/2" thermostatic valve
Configuración ejemplar de ducha para la válvula termostática 1/2"

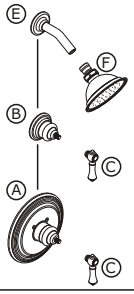

- (A) 1/2"Thermostatic Valve with Trim Kit
  Válvula termostática 1/2" con el juego decorativo
- (B) 1/2" Stop/Volume Control Valve
  Válvula reguladora de cierre 1/2"
- (C) Handle
  Manecilla
- (E) Shower Arm
  Codo de la ducha
- (F) Shower Head
  Cabeza de la ducha

HOTLINE FOR HELP
NUMERO DE EMERGENCIA

For toll-free information and answers to your questions, call:
Llame sin costo para obteiner informacion y respestas a sus preguntas:

1 - 800 - 954 - GRAF (4723)
www.graffcollection.com

Custom shower configuration for 3/4" thermostatic valve
Configuración ejemplar de ducha para la válvula termostática 3/4"

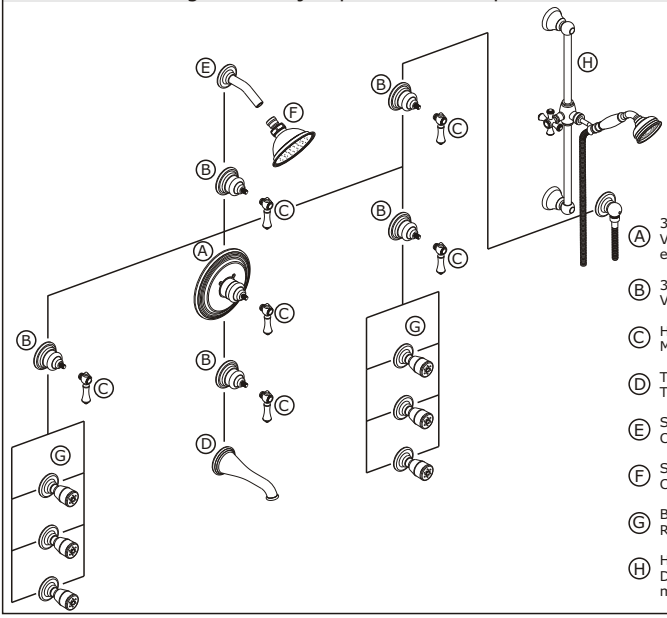

- (A) 3/4"Thermostatic Valve with Trim Kit
  Válvula termostática 3/4" con el juego decorativo
- (B) 3/4" Stop/Volume Control Valve
  Válvula reguladora de cierre 3/4"
- (C) Handle
  Manecilla
- (D) Tub Spout
  Tubo de salida de la bańera
- (E) Shower Arm with Escutcheon Plate
  Codo de la ducha con rosetón
- (F) Shower Head
  Cabeza de la ducha
- (G) Body Spray
  Rociador corporal
- (H) Hand-Held Shower with Wall-Mount Slide Bar
  Ducha sostenidos con la mano desplazable montada en la pared

All dimensions and drawings are for reference only. For details, please refer to actual products.
Todas las dimensiones y dibujos sirven únicamente de referencia. Para consultar detalles, ver los productos.